

ACCESSIBILITY SHORTCUTS

Using the below shortcuts will help the student navigate the computer using voice controls, read aloud features and the touch-onboard keyboard.



Immersive Reader in Edge

Webpages opened in Edge will be read to the user.



**Function F9
Key**


On-Screen Keyboard

A touch keyboard will be displayed on the screen so the students can use the computer in tablet mode.




Control

+



**Windows
Key**


+



Letter O


Dictation (Speech to Text)

Students can dictate in any platform with a text box.



**Windows
Key**

+



Letter H

Simplified Reading in Edge

The content onscreen is "cleaned up" and simplified making it much easier to read.



Function 9 Key