

## Writing Fairy Tales with a Twist

**PURPOSE / SKILL:** Writing, Point of View

**MATERIALS:** Print off this handout OR have your own paper, pencil, colours

### INSTRUCTIONS:


- **Read** some fairy tales or listen to some online.
- **Discuss** the fairy tales you have read or heard.
  - a. Who are the different characters?
  - b. Where does the fairy tale take place?
  - c. What are the main events of the fairy tale?
- **Discuss** common fairy tale characteristics: magic, greed, mistakes....
- **Discuss** how the fairy tale would change if there was a different main character, setting, or challenge
- Use the outline below OR your own paper to **create** a fairy tale with a twist.
- **SHARE**
  - a. Read to someone else
  - b. Post it on your wall
  - c. Take a video reading the story

# My Fairy Tale:



By: \_\_\_\_\_

# About the Author



My name is \_\_\_\_\_.

I am \_\_\_\_\_ years old.

I like to \_\_\_\_\_

\_\_\_\_\_.

My favourite Fairy tale is:

\_\_\_\_\_.

*Once upon a time in a faraway*  
*\_\_\_\_\_ lived \_\_\_\_\_*

---

---

---

---

---

---

---

1. Setting

2. Characters



One day \_\_\_\_\_

\_\_\_\_\_

\_\_\_\_\_

\_\_\_\_\_

\_\_\_\_\_

\_\_\_\_\_

\_\_\_\_\_

### 3. plot



First \_\_\_\_\_

\_\_\_\_\_

\_\_\_\_\_

\_\_\_\_\_

\_\_\_\_\_

\_\_\_\_\_

\_\_\_\_\_



4. Dialogue  5. Warnings



After awhile \_\_\_\_\_

\_\_\_\_\_

\_\_\_\_\_

\_\_\_\_\_

\_\_\_\_\_

\_\_\_\_\_

\_\_\_\_\_

# 6. Magic



Then the wicked \_\_\_\_\_

was \_\_\_\_\_ and wanted

---

---

---

---

---

# 7. Greed



The \_\_\_\_\_ had a plan!

---

---

---

---

---

---

# TRICKS



Little did \_\_\_\_\_ know,

but \_\_\_\_\_

\_\_\_\_\_

\_\_\_\_\_


\_\_\_\_\_

\_\_\_\_\_

\_\_\_\_\_



# 9. Secret



Over and over again, the  
\_\_\_\_\_ said, " \_\_\_\_\_"

\_\_\_\_\_


\_\_\_\_\_

\_\_\_\_\_

\_\_\_\_\_

\_\_\_\_\_

# 10. Repetition



Unfortunately, \_\_\_\_\_

\_\_\_\_\_

\_\_\_\_\_

\_\_\_\_\_

\_\_\_\_\_

\_\_\_\_\_

\_\_\_\_\_

11. A character makes a mistake....



So luckily, \_\_\_\_\_

\_\_\_\_\_

\_\_\_\_\_

\_\_\_\_\_

\_\_\_\_\_

\_\_\_\_\_

\_\_\_\_\_

# 12. Problem Solving



Finally \_\_\_\_\_

\_\_\_\_\_

\_\_\_\_\_

\_\_\_\_\_

\_\_\_\_\_

\_\_\_\_\_

\_\_\_\_\_



## 13. ENDING